

One Way Vision Safety Recommendations

Window Tinting (Australia)

20 July 2016

IMPORTANT: Performing a test prior to actual production can minimise costly errors and help to ensure the success of your project.

Window Tint and One Way Vision?

Combining window tinting and One Way Vision films on a car has a cumulative Visible Light Transmittance (VLT) effect. This means that having both after-market window tint and One Way Vision on a car window at the same time may make it too dark, thereby lowering the VLT value below the legal level. However, while it may be legal to have **one** of the films applied but it is likely both at the same time will be illegal.



We **recommend** One Way Vision to be applied only to vehicles with no window tinting or at most factory tinting (the slight green tinge in passenger vehicle windows). Do not apply One Way Vision to a passenger vehicle window if it has after-market window tinting, as the combined VLT may fall below the legal level in your State or Territory.

Refer to images 1 to 4 below. Image 1 is the glariest because it has no window tint and no One Way Vision film, whilst with images 2 and 3, the glare has been reduced because of either the window tint or the One Way Vision film. However, image 4 may be illegal as the car has both after-market window tinting and One Way Vision, which has lowered the Visible Light Transmittance value to possibly below the legal minimum threshold.

No Window Tint


After-Market Dark Window Tint

No
One
Way
Vision



No
One
Way
Vision

With
One
Way
Vision



With
One
Way
Vision

Refer to our Visible Light Transmittance Fact Sheet for more information about VLT and the legalities of One Way Vision on vehicles.